

Tyler Police Department Monthly Crime Stats



Michelle Foster
Crime Analyst

Part 1 Violent Crimes December 2020

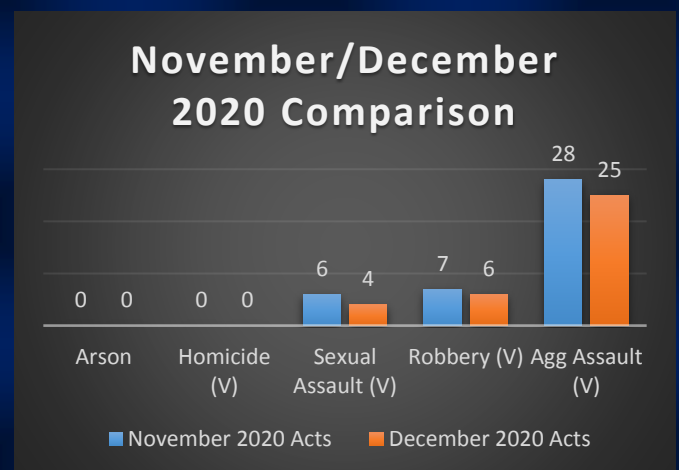
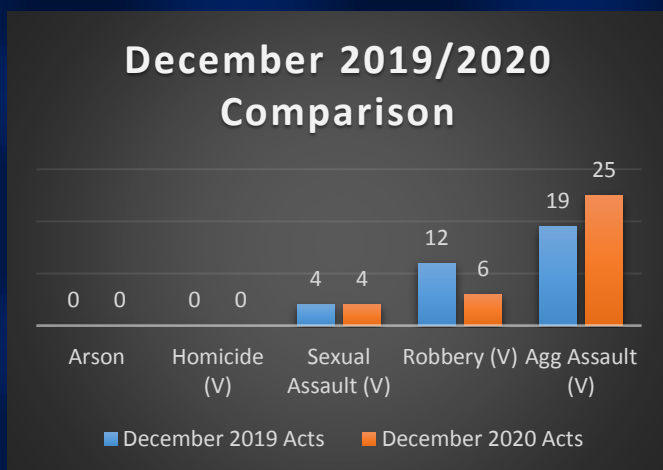
Part 1 Violent Crimes	December 2019 Acts	November 2020 Acts	December 2020 Acts	% Change Acts December 2019/ 2020	% Change Acts November/ December 2020
Arson	0	0	0	—	—
Homicide (V)	0	0	0	—	—
Sexual Assault (V)	4	6	4	—	-33%
Robbery (V)	12	7	6	-50%	-14%
Agg Assault (V)	19	28	25	32%	-11%
Total Violent Crimes	35	41	35	—	-15%

There is no trend when comparing December 2020 to December 2019. There is a downward trend for part 1 violent crimes when comparing December 2020 to November 2020.

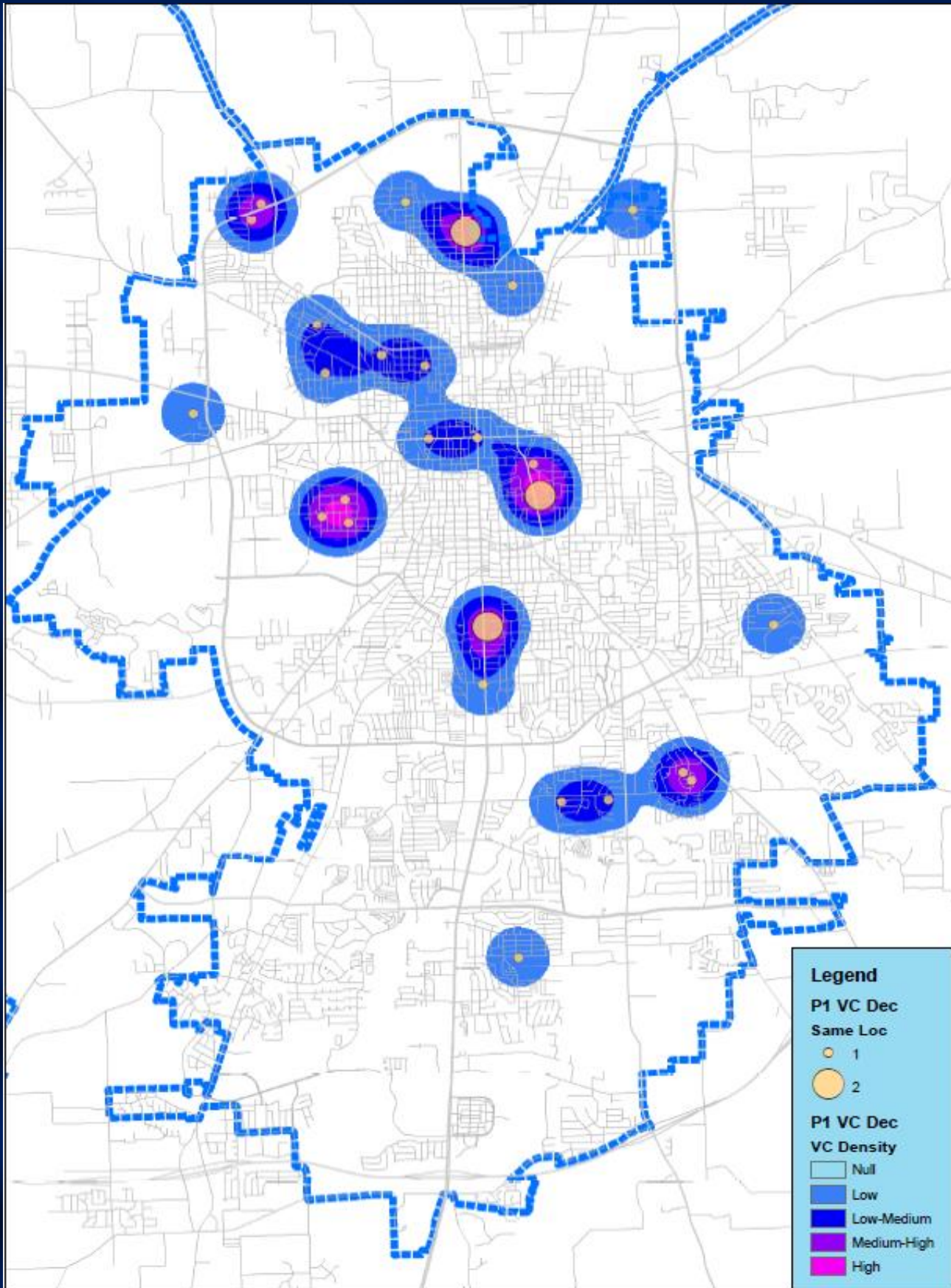
December 2020, overall violent crimes had no change compared to December 2019 and had a -15% decrease compared to November 2020.

There has been an increase in aggravated assault (32%) offenses when comparing December 2019 to December 2020. There has been a decrease in robbery (-50%) offenses when comparing December 2019 to December 2020. There was no change in arson, homicide, or sexual assault offenses when comparing December 2019 to December 2020.

There has been a decrease in sexual assault (-33%), robbery (-14%), and aggravated assault (-11%) offenses when comparing November 2020 to December 2020. There was no change in arson or homicide offenses when comparing November 2020 to December 2020.



December 2020 Violent Crime



hotspot map generated from estimated Dataset pulled on 01/15/2021 from the Records Management System (RMS)

Part 1 Property Crimes December 2020

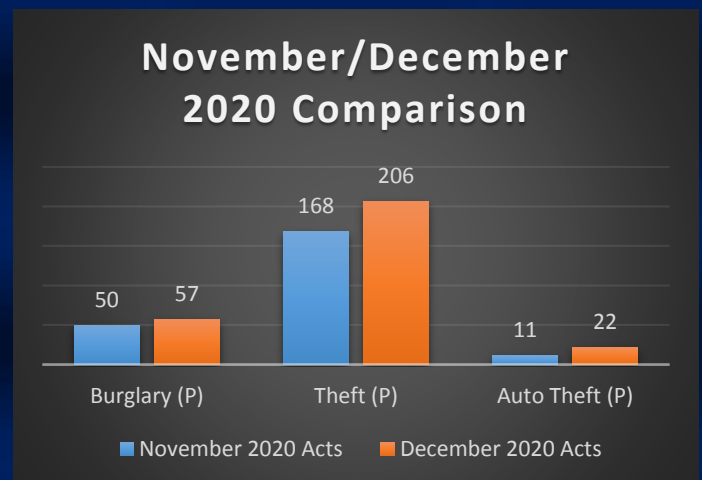
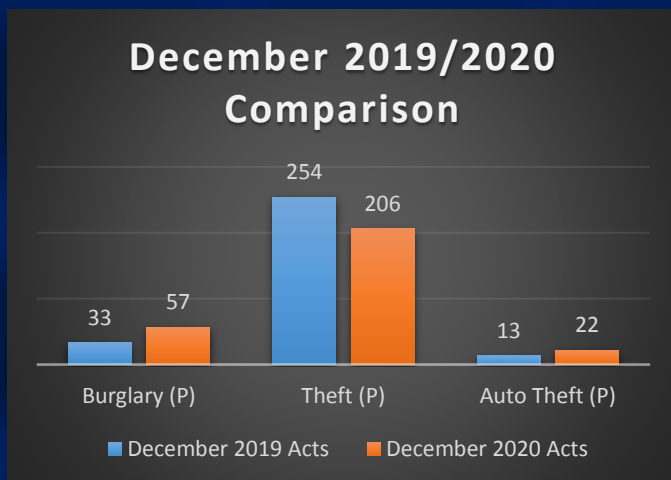
Part 1 Property Crimes	December 2019 Acts	November 2020 Acts	December 2020 Acts	% Change Acts December 2019/ 2020	% Change Acts November/ December 2020
Burglary (P)	33	50	57	73%	14%
Theft (P)	254	168	206	-19%	23%
Auto Theft (P)	13	11	22	69%	100%
Total Property Crimes	300	229	285	-5%	24%

There is a downward trend when comparing December 2020 to December 2019. There is an upward trend when comparing December 2020 to November 2020.

December 2020, overall property crimes had a decrease of 5% compared to December 2019 and had a 24% increase compared to November 2020.

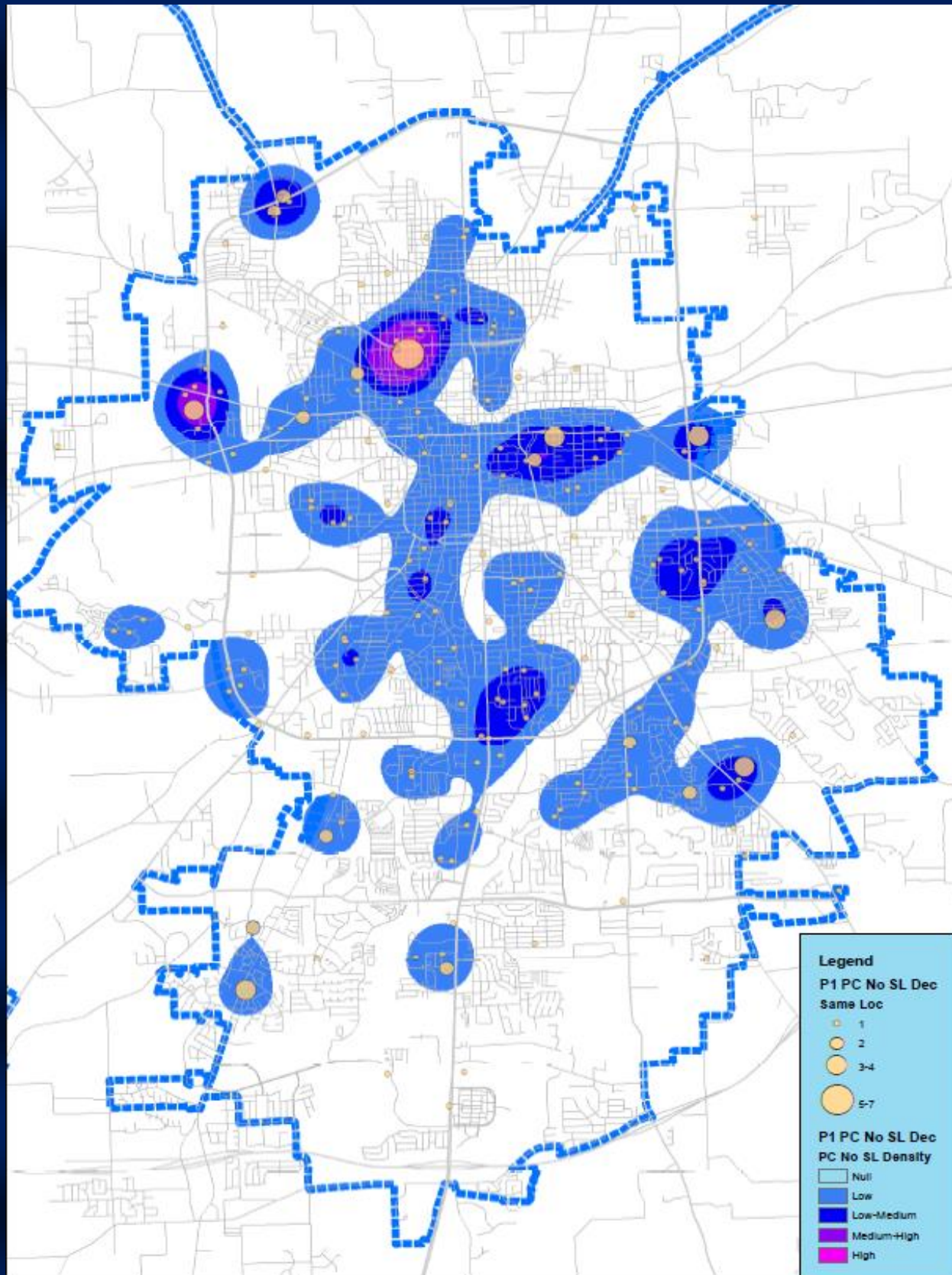
There was an increase in burglary (73%) and auto-theft (69%) offenses when comparing December 2020 to December 2019. There was a decrease in theft (-19%) offenses when comparing December 2020 to December 2019.

There was an increase in burglary (14%), theft (23%), and auto-theft (100%) offenses when comparing December 2020 to November 2020.



2020 Monthly Reports include numbers influenced by the COVID-19 pandemic the outbreak was declared a Public Health Emergency of International Concern January 30th, 2020.

December 2020 Property Crime (Shoplifting not included)



hotspot map generated from estimated Dataset pulled on 01/15/2021 from the Records Management System (RMS)

Part 2 Crimes December 2020

Part 2 Crimes	December 2019 Acts	November 2020 Acts	December 2020 Acts	% Change Acts December 2019/ 2020	% Change Acts November/ December 2020
<i>Simple Assault</i>	60	99	96	60%	-3%
<i>Forgery</i>	15	6	11	-27%	83%
<i>Fraud</i>	30	28	39	30%	39%
<i>Embezzlement</i>	1	0	1	—	N/A
<i>Criminal Mischief</i>	53	64	87	64%	36%
<i>Weapon Law Violations</i>	4	11	4	—	-64%
<i>Prostitution</i>	0	0	0	—	—
<i>Sexual Offenses (Not Rape)</i>	2	1	2	—	100%
<i>Drug Violations</i>	89	85	80	-10%	-6%
<i>Family Offenses (Non Violent)</i>	8	5	8	—	60%
<i>Driving Under Influence</i>	22	29	28	27%	-3%
<i>Liquor Law Violations</i>	2	1	1	-50%	—
<i>Public Intoxication</i>	33	19	27	-18%	42%
<i>Disorderly Conduct</i>	1	1	2	100%	100%
Total Part 2 Crimes	320	349	386	21%	11%

There is an upward trend for part 2 crimes when comparing December 2020 to December 2019 and November 2020.

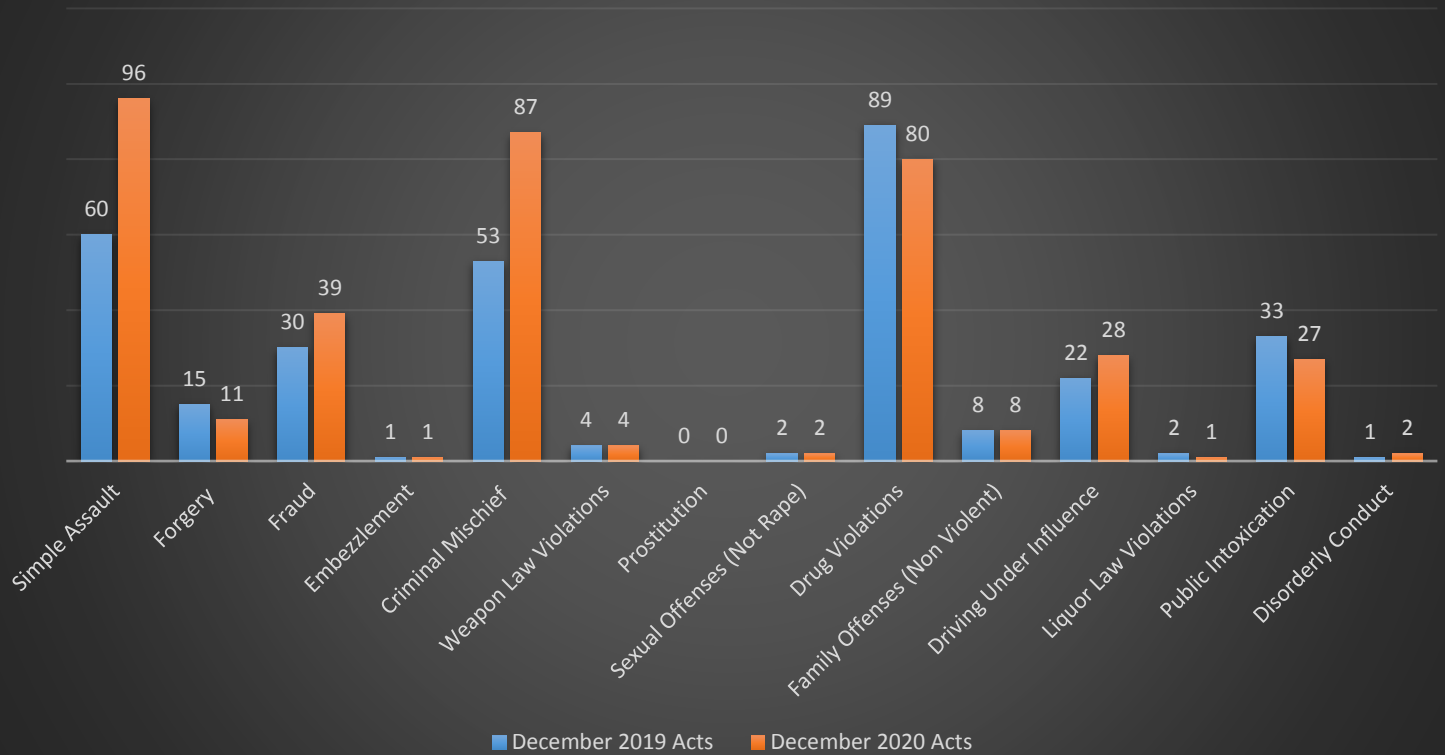
December 2020, overall part 2 crimes had an increase of 21% compared to December 2019 and had an increase of 11% compared to November 2020.

There has been an increase in simple assault (60%), fraud (30%), criminal mischief (64%), DUI (27%), and disorderly conduct (100%) offenses when comparing December 2020 to December 2019. There was a decrease in forgery (-27%), drug violation (-10%), liquor law violations (-50%), and public intoxication (-18%) offenses when comparing December 2020 to December 2019. There was no change in embezzlement, weapon law violations, prostitution, sexual offenses (not rape), and family offenses (non-violent) when comparing December 2020 to December 2019.

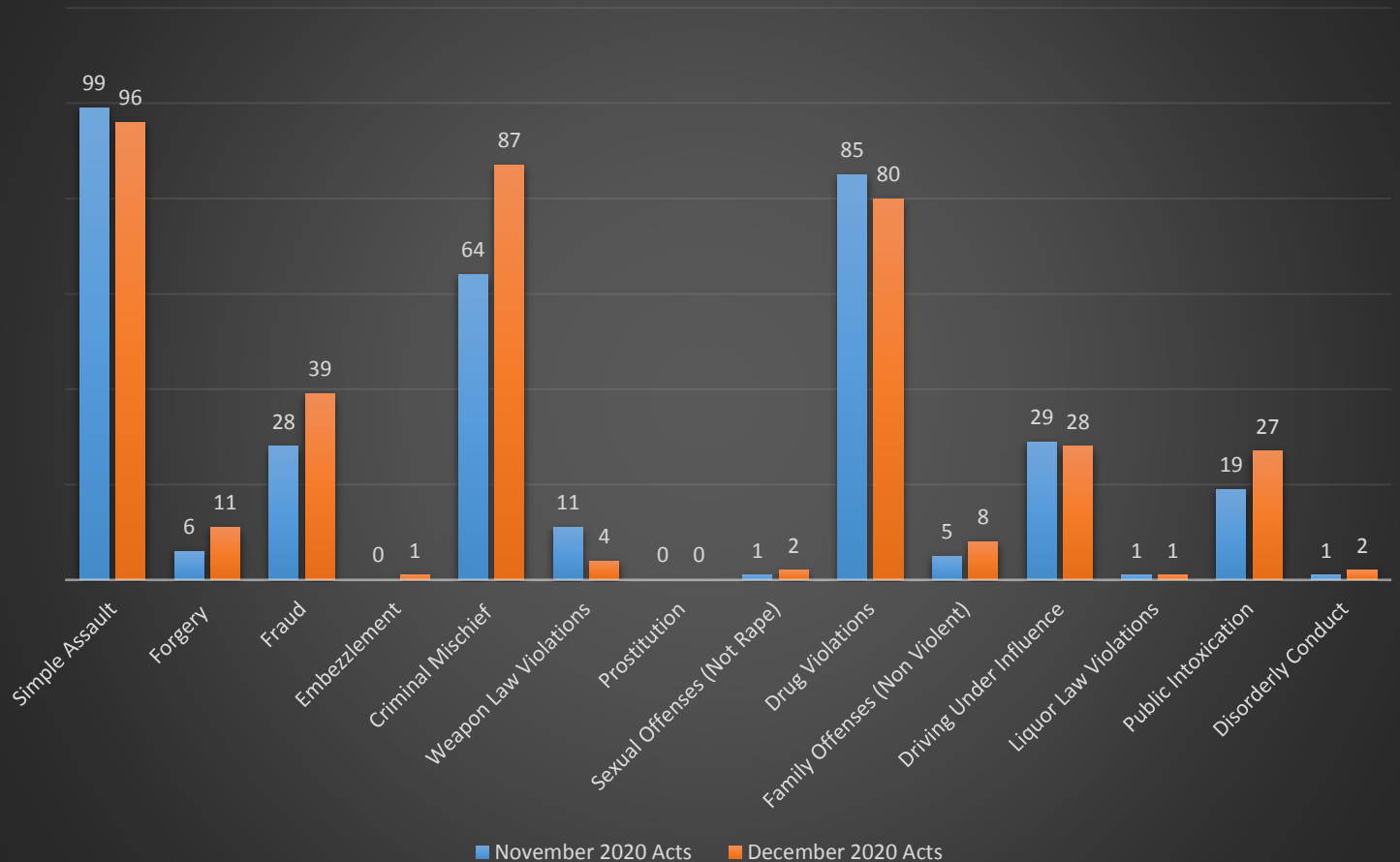
There has been an increase in forgery (83%), fraud (39%), criminal mischief (36%), sexual offenses (not rape) (100%), family offenses (non-violent) (60%), public intoxication (42%), and disorderly conduct (100%) offenses when comparing December 2020 to November 2020. There has been a decrease in simple assault (-3%), weapon law violation (-64%), drug violation (-6%), and DUI (-3%) offenses when comparing December 2020 to November 2020. There was no change in prostitution and liquor law violation offenses when comparing December 2020 to November 2020. There was an increase of 1 incident of embezzlement when comparing December 2020 to November 2020.

2020 Monthly Reports include numbers influenced by the COVID-19 pandemic the outbreak was declared a Public Health Emergency of International Concern January 30th, 2020.

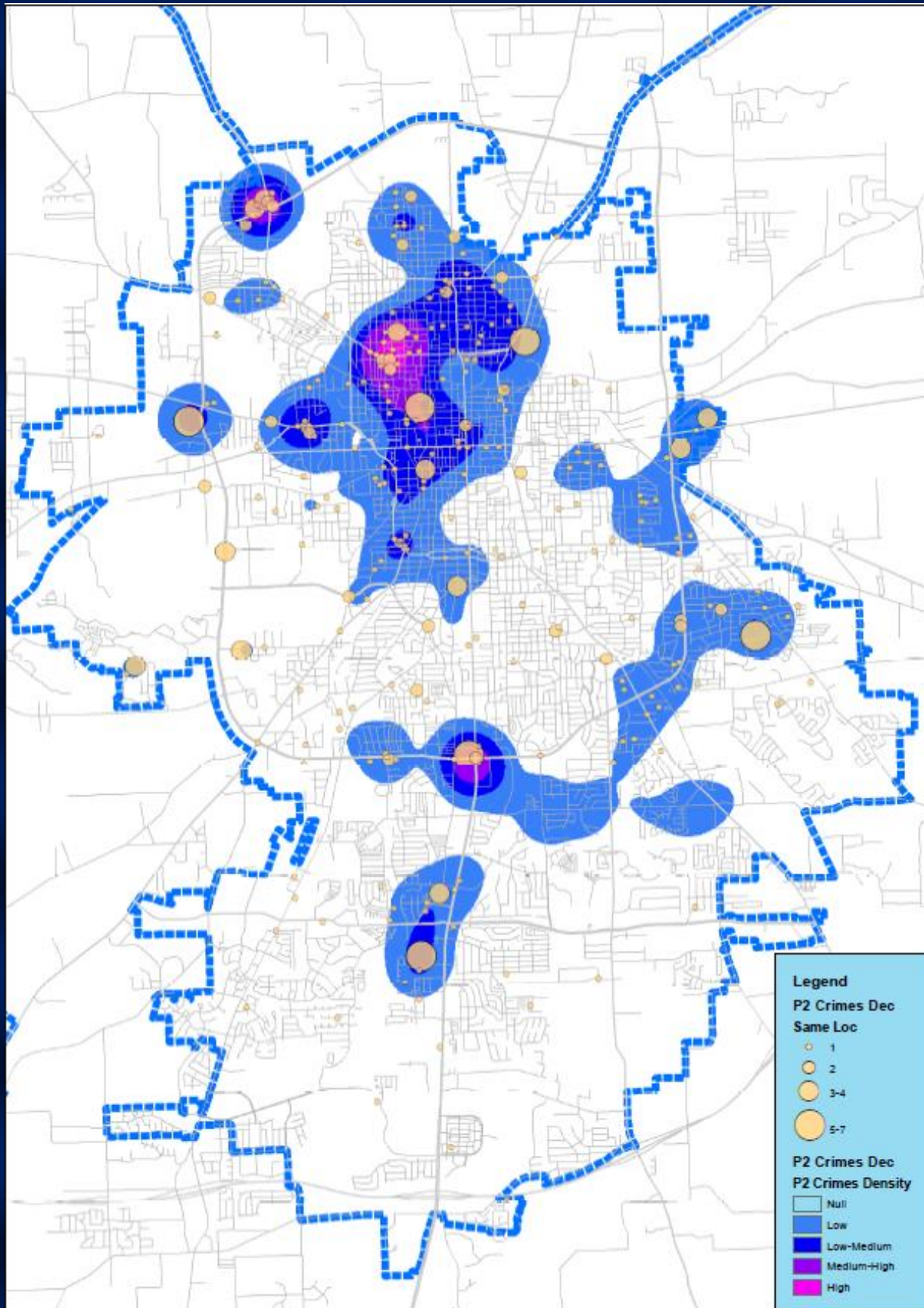
December 2019/2020 Comparison



November/December 2020 Comparison



December 2020 Part 2 Crimes



hotspot map generated from estimated Dataset pulled on 01/15/2021 from the Records Management System (RMS)

Tyler Police Department



The information presented is gathered from the Tyler Police Department Records Management System (RMS) and the Tyler Police Department Computer Aided Dispatch system (CAD). The information is critically analyzed for accuracy, timeliness, and validity using analytical tools and all erroneous and non-essential information is filtered.

Law Enforcement Materials. Please discard in professional manner.